

### Description

- DMU:** diffusers with adjustable micro nozzles in circular, square or rectangular version for ceiling or wall
- installation height between 2.7 and 4.0 m
  - application on duct or plenum
  - made of aluminium with RAL 9010 white finish, micro nozzles in ABS + white polycarbonate
  - fastening with central screw (not for DMUR)

**DMUC:** circular version  
**DMUQ:** square version  
**DMUR:** rectangular version  
**DMURC:** like DMUR but in version for circular duct (20% increase)

### Accessories

- PL:** side entry plenum  
**PT:** upper entry plenum  
**I:** external insulation reaction to fire class B-s2-d0  
**R:** equaliser wire  
**S:** damper on plenum

### Special versions

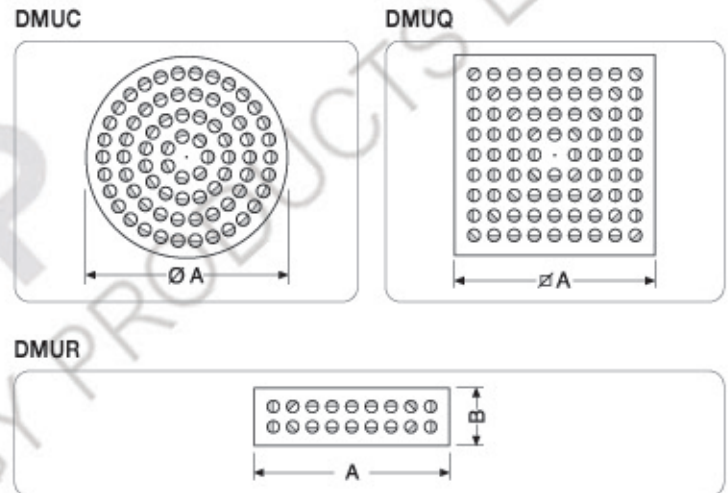
- Black or grey micro nozzles
- VR:** coating according to RAL 9005 / 9006 table  
 fixed surcharge €30 + 20% per piece
- Other RAL colours on request**  
 For 600 size, use the pyramid plenum (see page 28)

### Dimensions

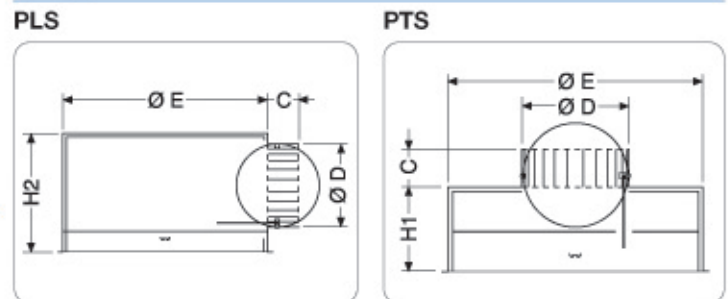
GR	A	B	E	M	L	H1	H2	D	C
400	396	-	360	360	360	200	350	198	50
500	496	-	460	460	460	200	350	198	50
600	596	-	560	560	560	200	350	248	50
625 x 115	650	150	-	614	114	200	300	123	50
625 x 215	650	250	-	614	214	200	350	158	50
825 x 215	850	250	-	814	214	200	350	198	50
825 x 315	850	350	-	814	314	250	350	248	50
1025 x 315	1050	350	-	1014	314	250	350	248	50

### Selection table

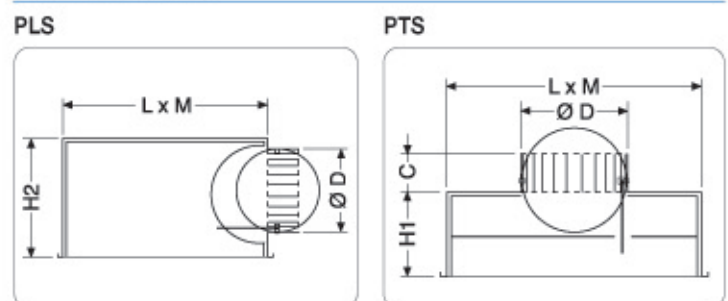
GR	Flow rate (m³/h)		Lw(A) dB(A)		Δpt (Pa)	
	min	max	min	max	min	max
400	60	180	20	40	7	70
500	100	350	20	40	7	70
600	150	600	20	40	7	70
625 x 115	60	160	20	40	15	70
625 x 215	90	240	20	40	15	70
825 x 215	120	330	20	40	15	70
825 x 315	200	550	20	40	15	70
1025 x 315	260	700	20	40	15	70



### Circular



### Square/Rectangular



### DMURC

Diameter duct mm	Height mm
250 - 800	115
600 - 1800	215
900 - 2400	315

### Detail

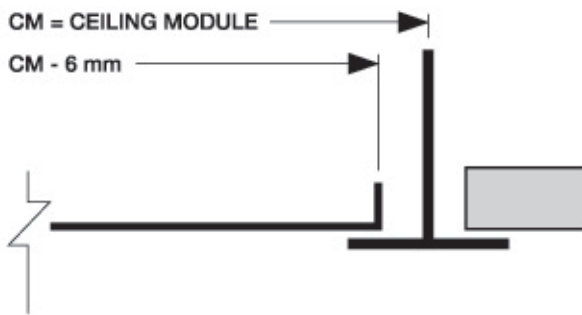


## Profiles for false ceilings

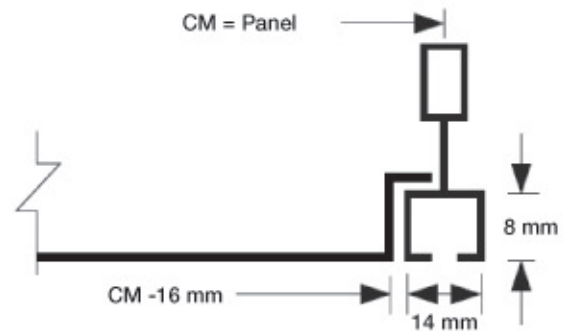
IT IS possible to produce some of our products with panel edges suitable for various types of false ceilings:

- DCRQ
- DEQ
- DQER/Q
- DMFQ
- DMUQ
- DQB4
- RSKP
- RSKO

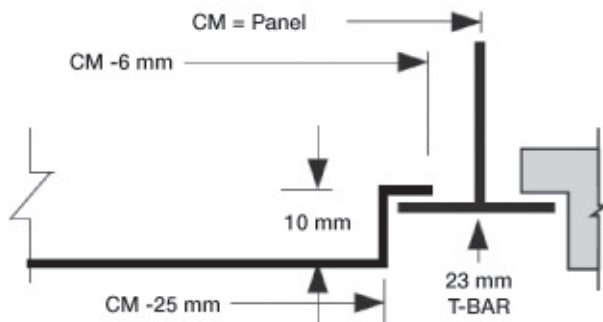
**L: Installation recommended for inspection panel**



**F: Fineline**



**TL: tile (LAY-IN)**



**M (SNAP-IN)**

